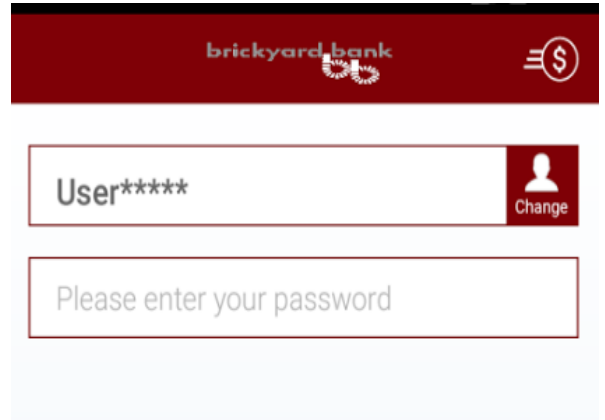


MOBILE DEPOSIT QUICK STEPS

Deposit checks at anytime from anywhere with these easy step!

1. Endorse the back of your check with
“For Brickyard Bank Mobile Deposit Only”

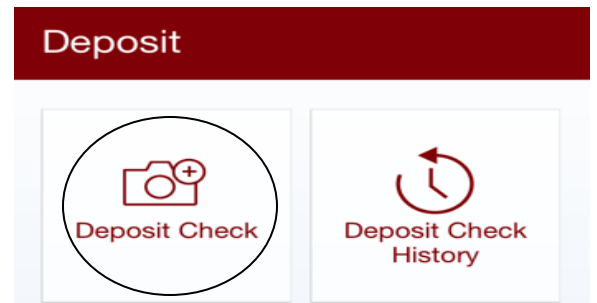
2. Login to your
 Brickyard Bank
 App



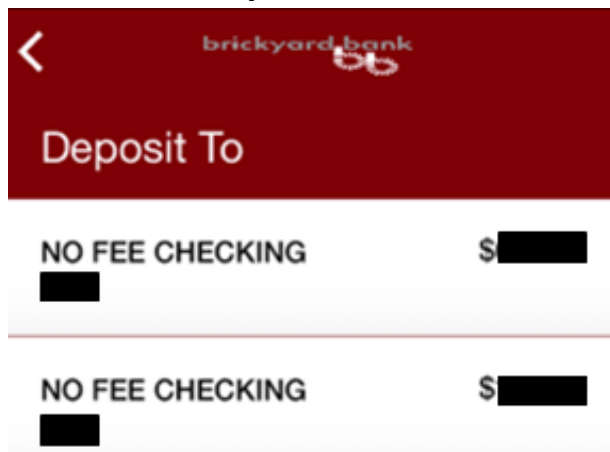
3. Click on **Deposit**



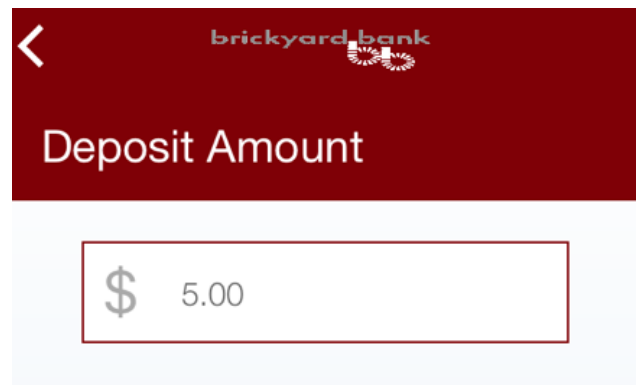
4. Select **Deposit Check**




5. Select the **Deposit To** Account

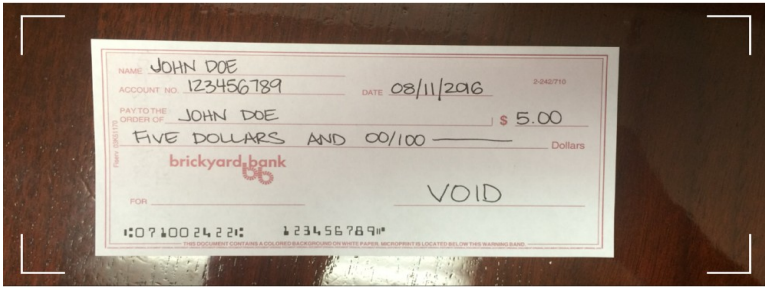


6. Enter the **Deposit Amount**



7. Take a photo of the Front & Back image of the check


 Make sure your image is clear and contains all four corners of your check. If not, select Retake.




Retake

Preview Front

Use

 Make sure your image is clear and contains all four corners of your check. If not, select Retake.



Retake

Preview Back

Use

9. Confirm deposit & click Confirm

Confirm Deposit

To NO FEE CHECKING
[REDACTED]
\$ [REDACTED]

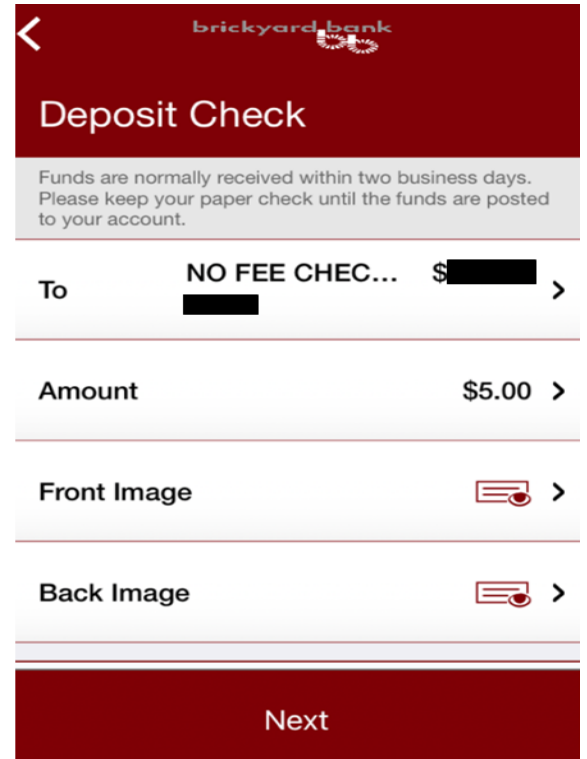
Amount \$5.00

Funds are normally received within two business days. Please keep your paper check until the funds are posted to your account.

Edit

Confirm

8. Click Next



10. Your Deposit is complete!



Deposit Pending

\$5.00

NO FEE CHECKING [REDACTED]
\$ [REDACTED]

Funds are normally received within two business days. Please keep your paper check until the funds are posted to your account. Please check the deposit status again soon.

View My Accounts

Make Another Deposit